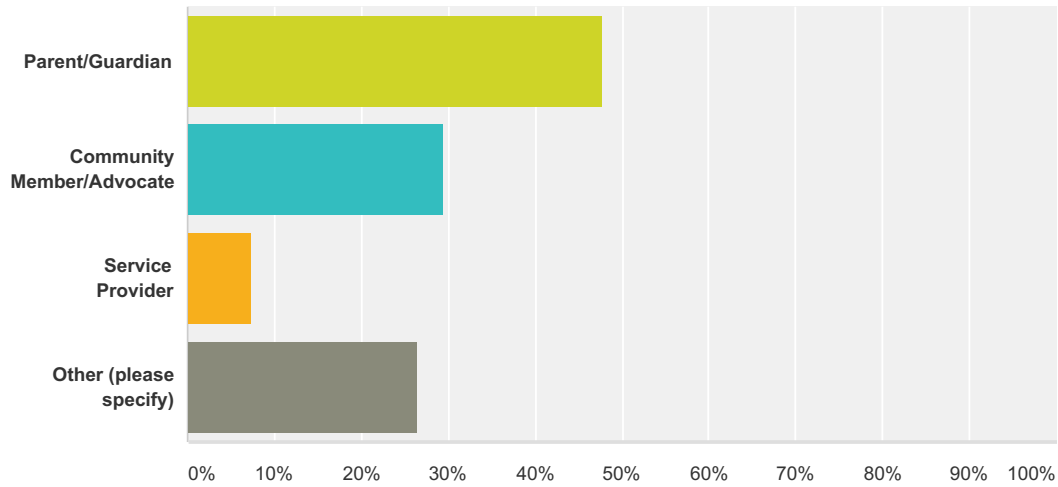


# Children and Family Needs Assessment

## Q1 I am a:

Answered: 109 Skipped: 8



Answer Choices	Responses
Parent/Guardian	47.71% 52
Community Member/Advocate	29.36% 32
Service Provider	7.34% 8
Other (please specify)	26.61% 29
<b>Total Respondents: 109</b>	

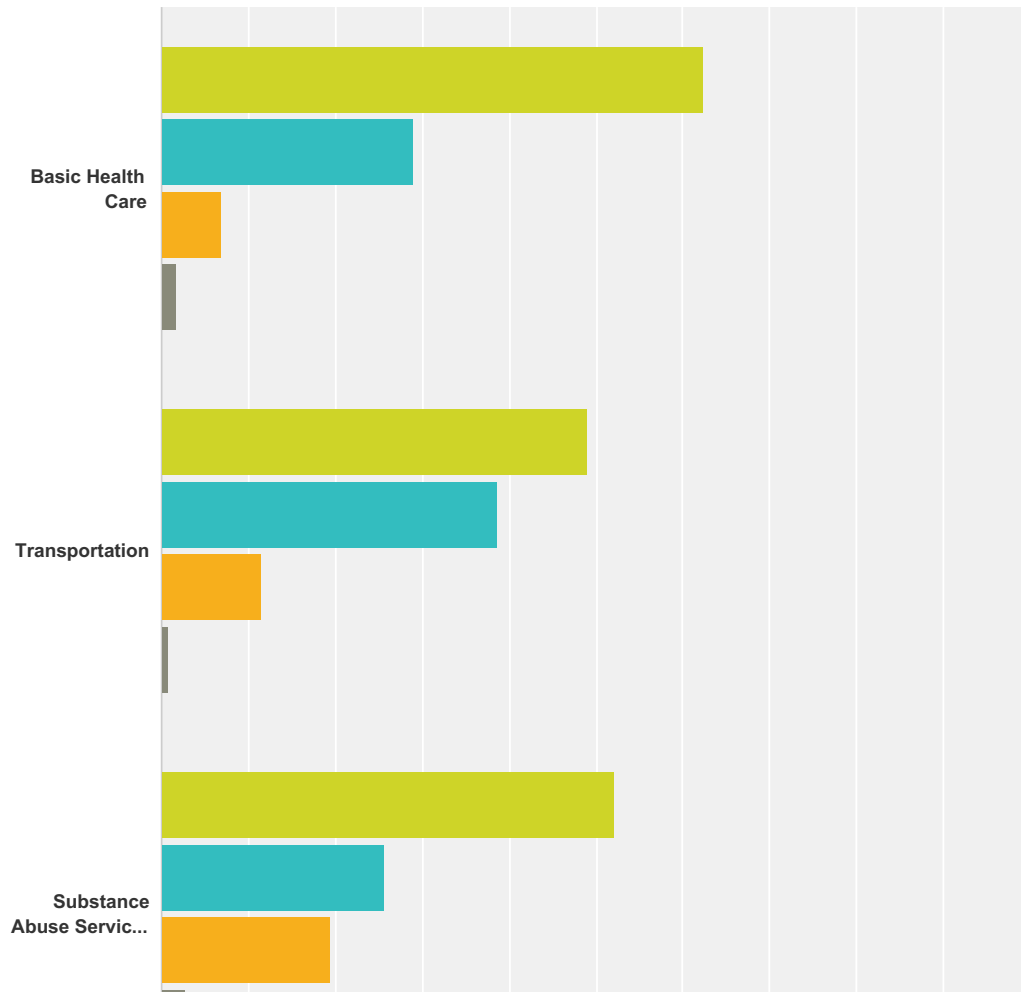
#	Other (please specify)	Date
1	college student	3/16/2016 4:37 PM
2	uam student	3/16/2016 2:56 PM
3	father to be	3/16/2016 2:51 PM
4	college student	3/16/2016 2:47 PM
5	student at UAM, girlfriend has 6 yr old	3/16/2016 1:23 PM
6	I'm not a parent	3/16/2016 1:20 PM
7	uam student	3/16/2016 1:18 PM
8	non-parent	3/16/2016 12:54 PM
9	student	3/16/2016 12:48 PM
10	student	3/16/2016 12:45 PM
11	soon-to-be mom/student	3/16/2016 12:41 PM
12	college student	3/16/2016 12:36 PM
13	student	3/16/2016 12:33 PM
14	college student	3/16/2016 12:30 PM
15	student	3/16/2016 12:27 PM
16	college student	3/16/2016 12:24 PM

## Children and Family Needs Assessment

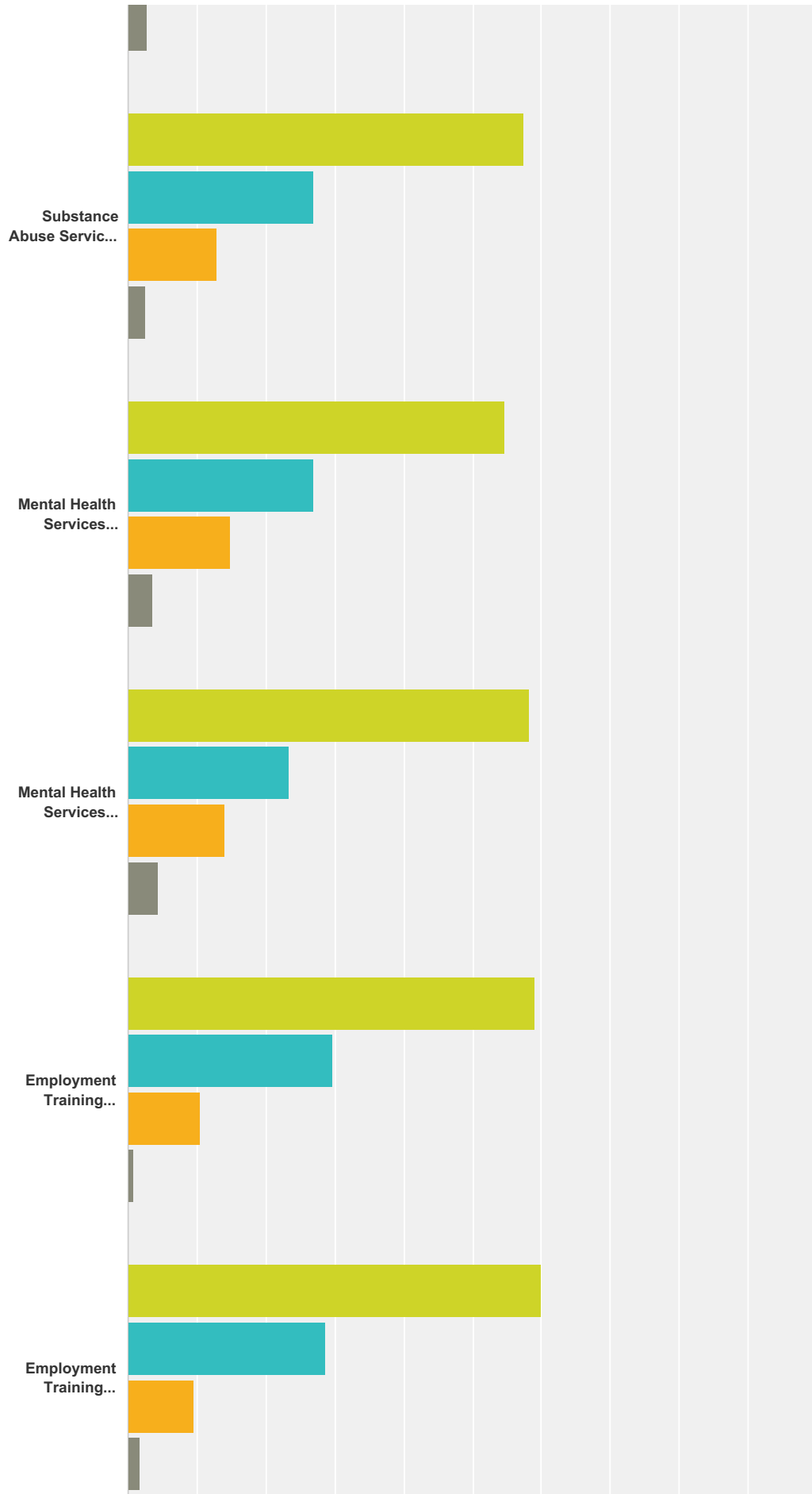
17	college student	3/16/2016 10:02 AM
18	normal monticello resident	3/16/2016 12:49 AM
19	student	3/16/2016 12:22 AM
20	student	3/16/2016 12:18 AM
21	student/drew county worker	3/16/2016 12:16 AM
22	student	3/16/2016 12:11 AM
23	college student	3/16/2016 12:09 AM
24	student	3/16/2016 12:01 AM
25	college student	3/15/2016 11:53 PM
26	Community Member Non-parent	3/15/2016 2:36 PM
27	Family Service Worker	3/15/2016 2:34 PM
28	Kindergarten Teacher	3/15/2016 9:42 AM
29	school counselor	3/14/2016 2:21 PM

**Q2 Please identify the level of need (how necessary a service is) for each service by checking one of the following options for each line below:**

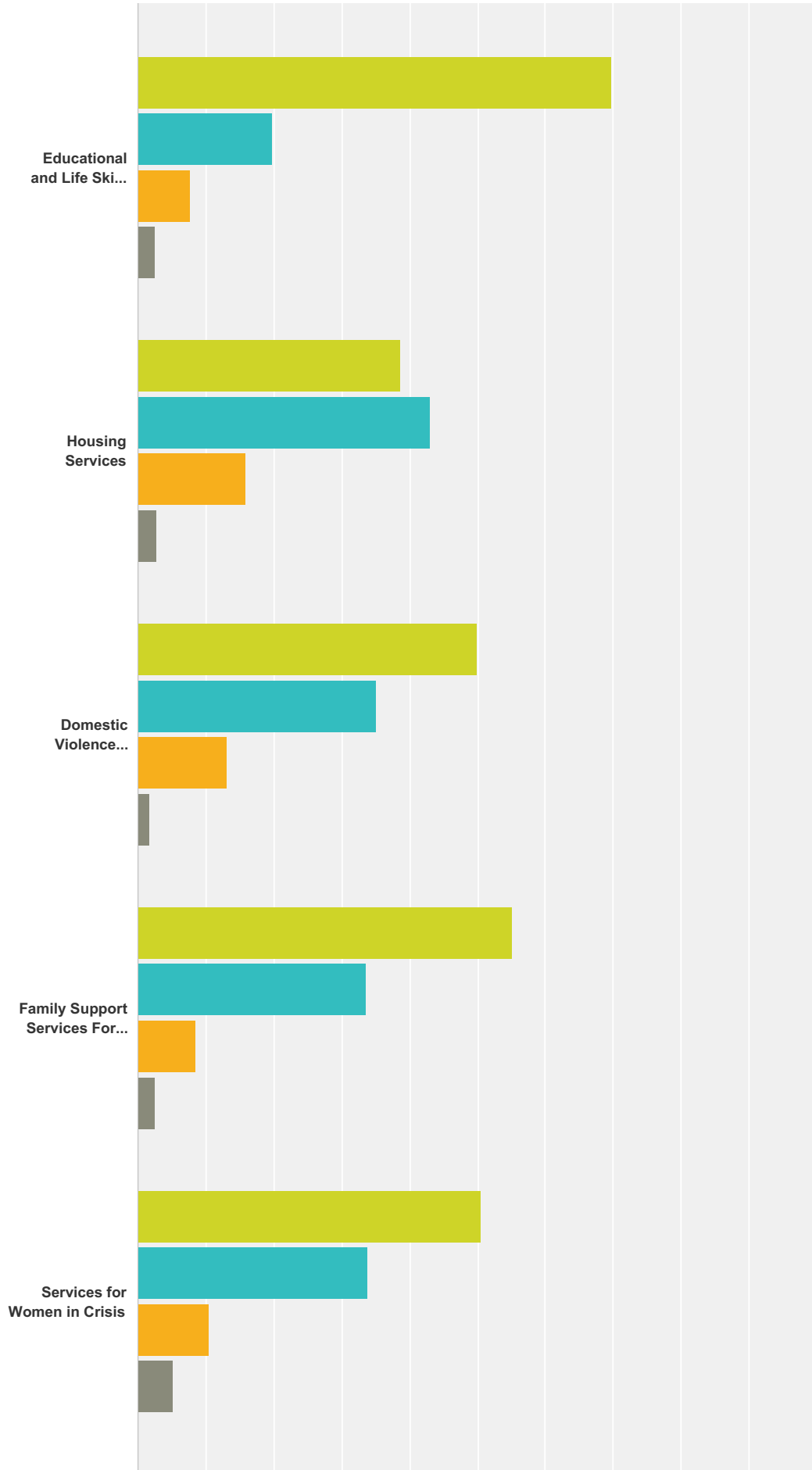
Answered: 117 Skipped: 0



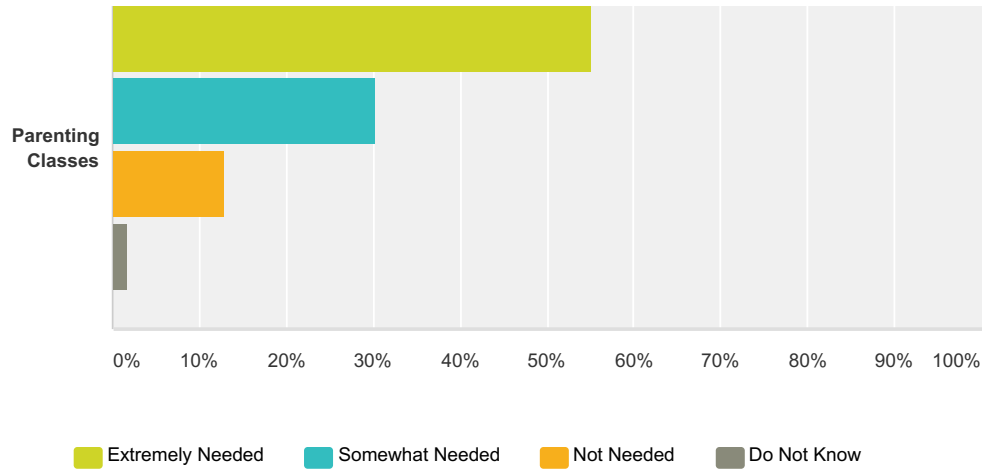
# Children and Family Needs Assessment



# Children and Family Needs Assessment



## Children and Family Needs Assessment

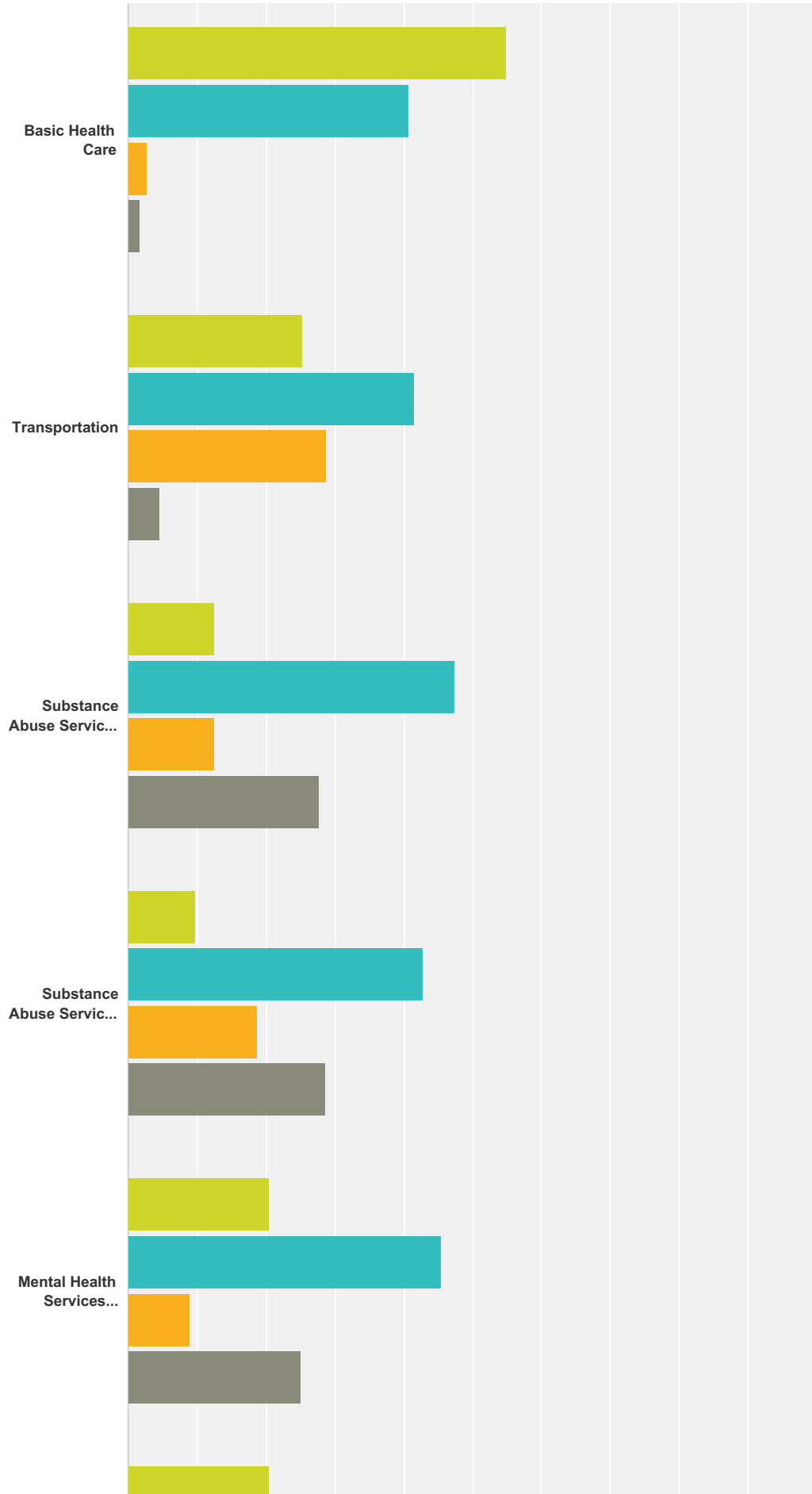


	Extremely Needed	Somewhat Needed	Not Needed	Do Not Know	Total
Basic Health Care	62.39% 73	29.06% 34	6.84% 8	1.71% 2	117
Transportation	49.12% 56	38.60% 44	11.40% 13	0.88% 1	114
Substance Abuse Services (Adults)	52.21% 59	25.66% 29	19.47% 22	2.65% 3	113
Substance Abuse Services (Youth)	57.39% 66	26.96% 31	13.04% 15	2.61% 3	115
Mental Health Services (Adults)	54.78% 63	26.96% 31	14.78% 17	3.48% 4	115
Mental Health Services (Youth)	58.26% 67	23.48% 27	13.91% 16	4.35% 5	115
Employment Training (Adults)	59.13% 68	29.57% 34	10.43% 12	0.87% 1	115
Employment Training (Youth)	60.00% 69	28.70% 33	9.57% 11	1.74% 2	115
Educational and Life Skills Training (Youth)	69.83% 81	19.83% 23	7.76% 9	2.59% 3	116
Housing Services	38.60% 44	42.98% 49	15.79% 18	2.63% 3	114
Domestic Violence Support Services	50.00% 57	35.09% 40	13.16% 15	1.75% 2	114
Family Support Services For Children With Disabilities	55.17% 64	33.62% 39	8.62% 10	2.59% 3	116
Services for Women in Crisis	50.43% 58	33.91% 39	10.43% 12	5.22% 6	115
Parenting Classes	55.17% 64	30.17% 35	12.93% 15	1.72% 2	116

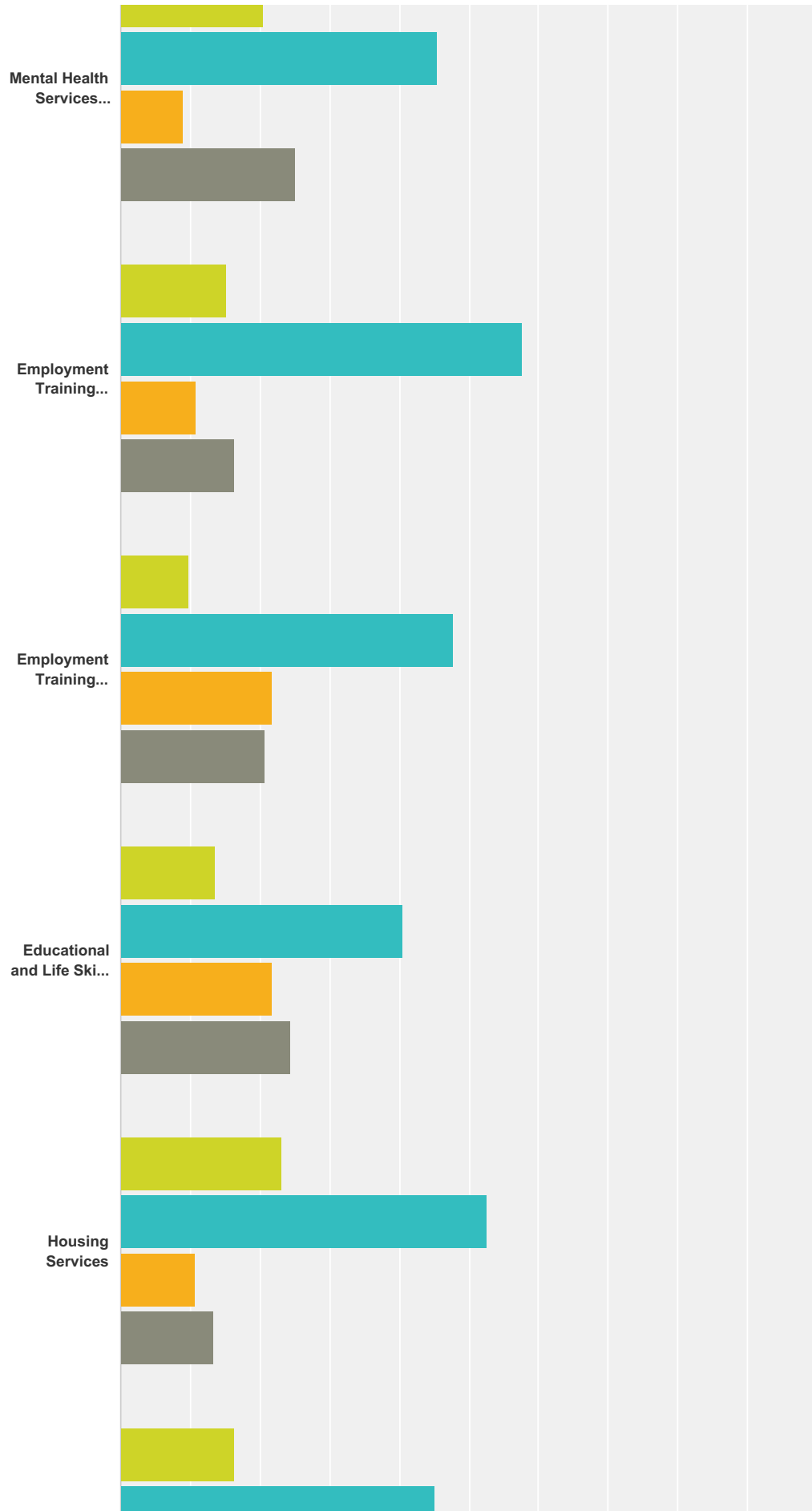
**Q3 Please identify the availability of each service by checking one of the following options below:**

Answered: 113 Skipped: 4

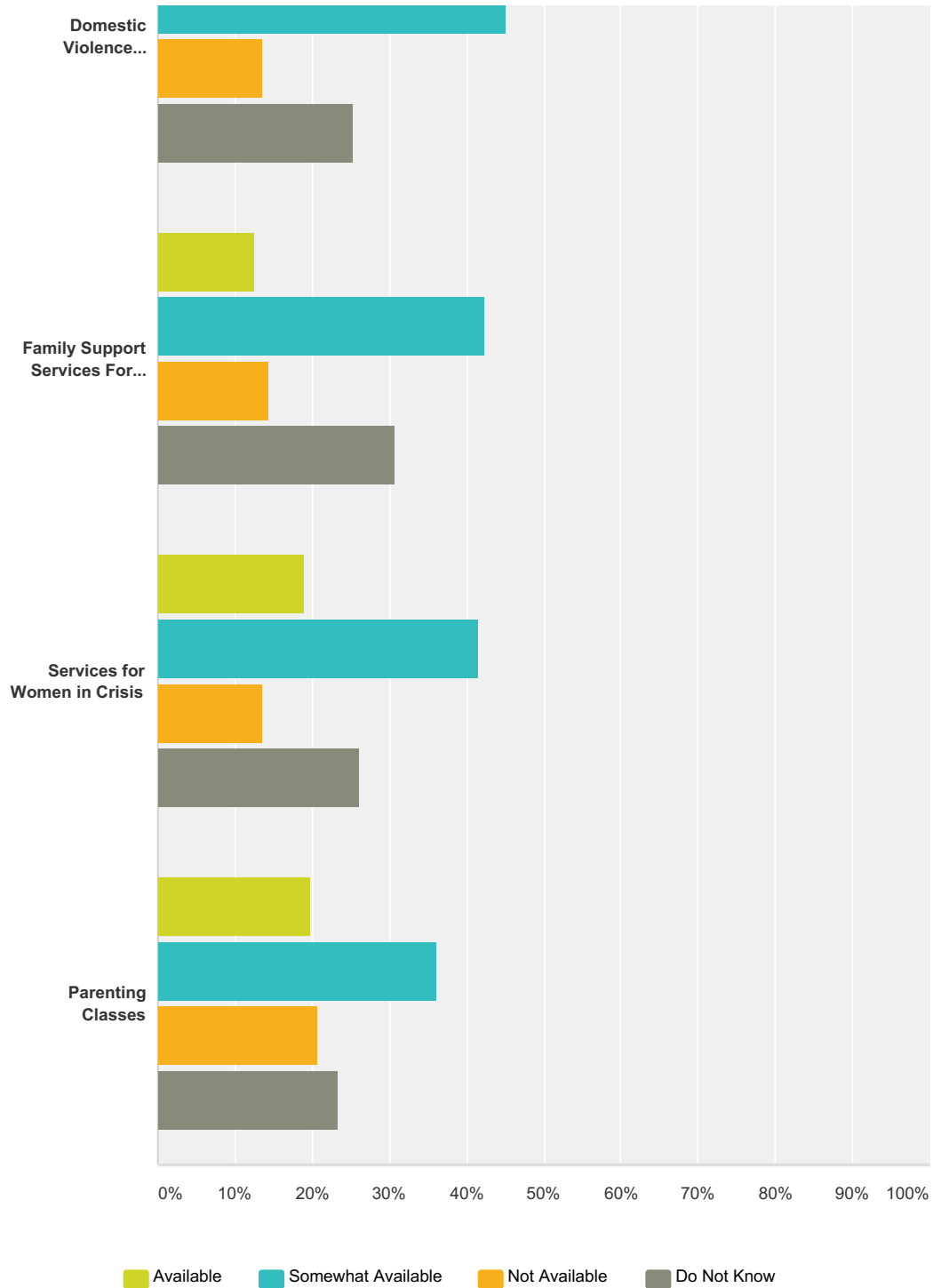
# Children and Family Needs Assessment



# Children and Family Needs Assessment



## Children and Family Needs Assessment



	Available	Somewhat Available	Not Available	Do Not Know	Total
Basic Health Care	54.87% 62	40.71% 46	2.65% 3	1.77% 2	113
Transportation	25.23% 28	41.44% 46	28.83% 32	4.50% 5	111
Substance Abuse Services (Adults)	12.50% 14	47.32% 53	12.50% 14	27.68% 31	112
Substance Abuse Services (Youth)	9.82% 11	42.86% 48	18.75% 21	28.57% 32	112

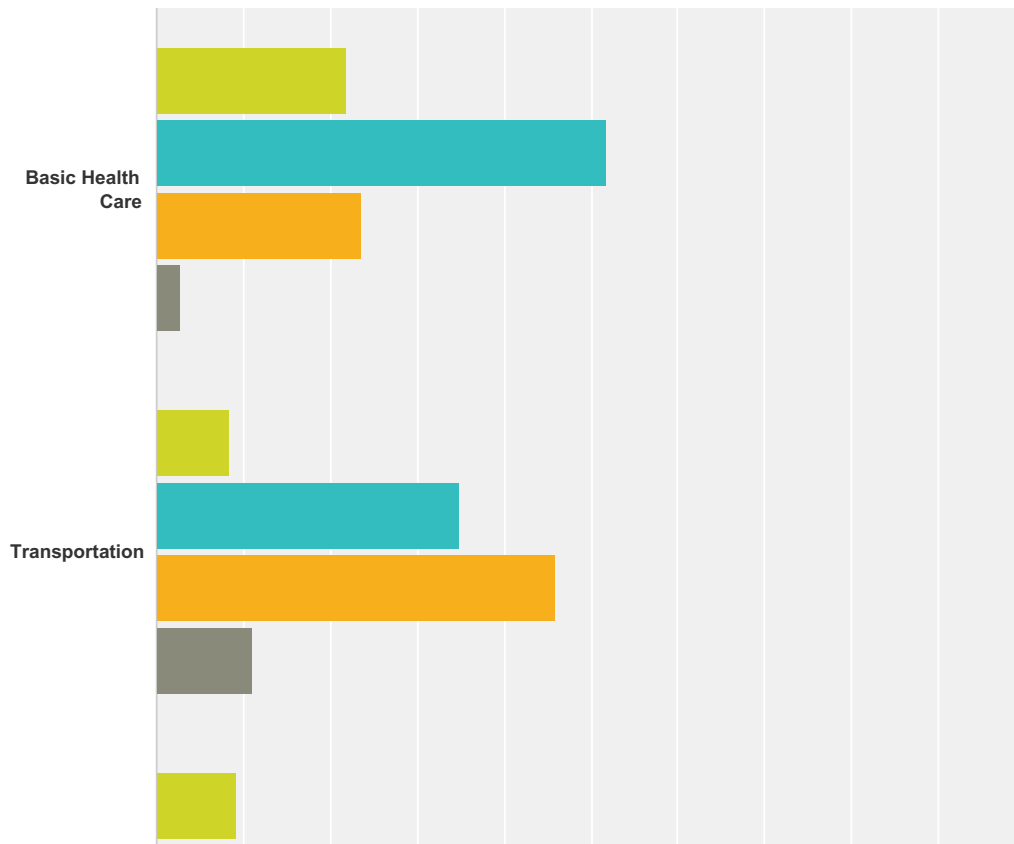


## Children and Family Needs Assessment

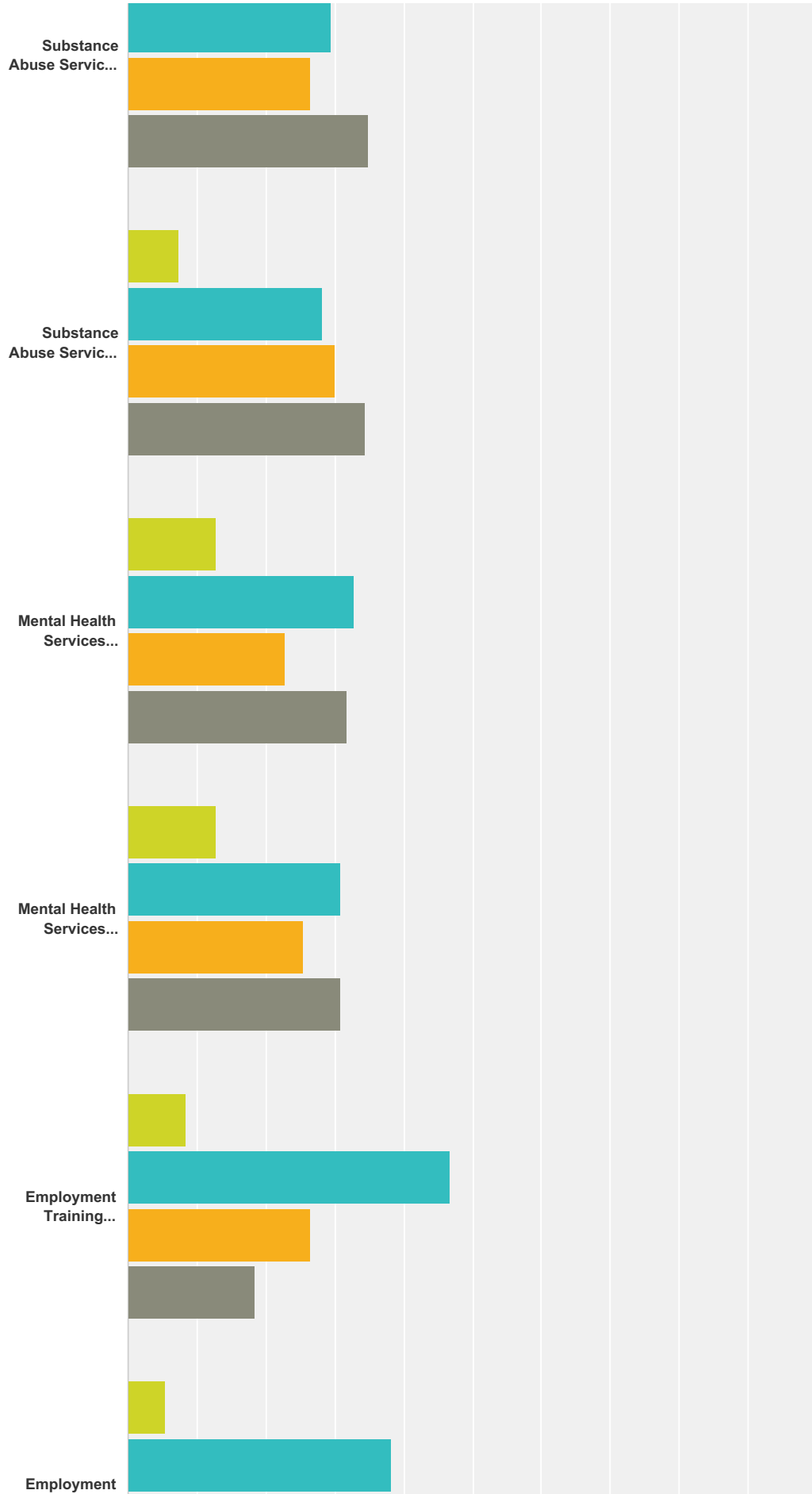
Mental Health Services (Adults)	<b>20.54%</b> 23	<b>45.54%</b> 51	<b>8.93%</b> 10	<b>25.00%</b> 28	112
Mental Health Services (Youth)	<b>20.54%</b> 23	<b>45.54%</b> 51	<b>8.93%</b> 10	<b>25.00%</b> 28	112
Employment Training (Adults)	<b>15.32%</b> 17	<b>57.66%</b> 64	<b>10.81%</b> 12	<b>16.22%</b> 18	111
Employment Training (Youth)	<b>9.91%</b> 11	<b>47.75%</b> 53	<b>21.62%</b> 24	<b>20.72%</b> 23	111
Educational and Life Skills Training (Youth)	<b>13.51%</b> 15	<b>40.54%</b> 45	<b>21.62%</b> 24	<b>24.32%</b> 27	111
Housing Services	<b>23.21%</b> 26	<b>52.68%</b> 59	<b>10.71%</b> 12	<b>13.39%</b> 15	112
Domestic Violence Support Services	<b>16.22%</b> 18	<b>45.05%</b> 50	<b>13.51%</b> 15	<b>25.23%</b> 28	111
Family Support Services For Children With Disabilities	<b>12.61%</b> 14	<b>42.34%</b> 47	<b>14.41%</b> 16	<b>30.63%</b> 34	111
Services for Women in Crisis	<b>18.92%</b> 21	<b>41.44%</b> 46	<b>13.51%</b> 15	<b>26.13%</b> 29	111
Parenting Classes	<b>19.82%</b> 22	<b>36.04%</b> 40	<b>20.72%</b> 23	<b>23.42%</b> 26	111

**Q4 Please identify the accessibility (how easy it is to get services) of each service by checking one of the following options below:**

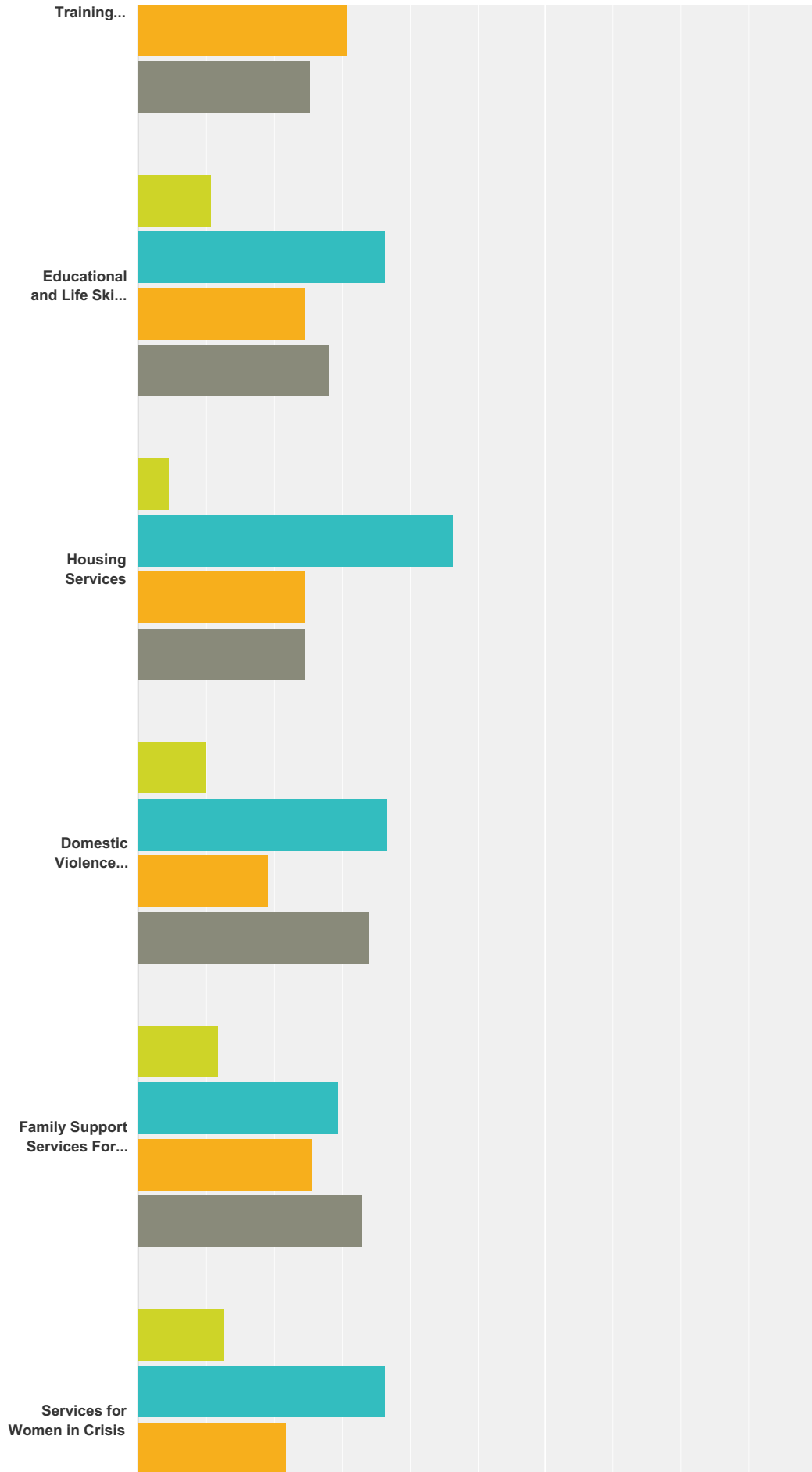
Answered: 111 Skipped: 6



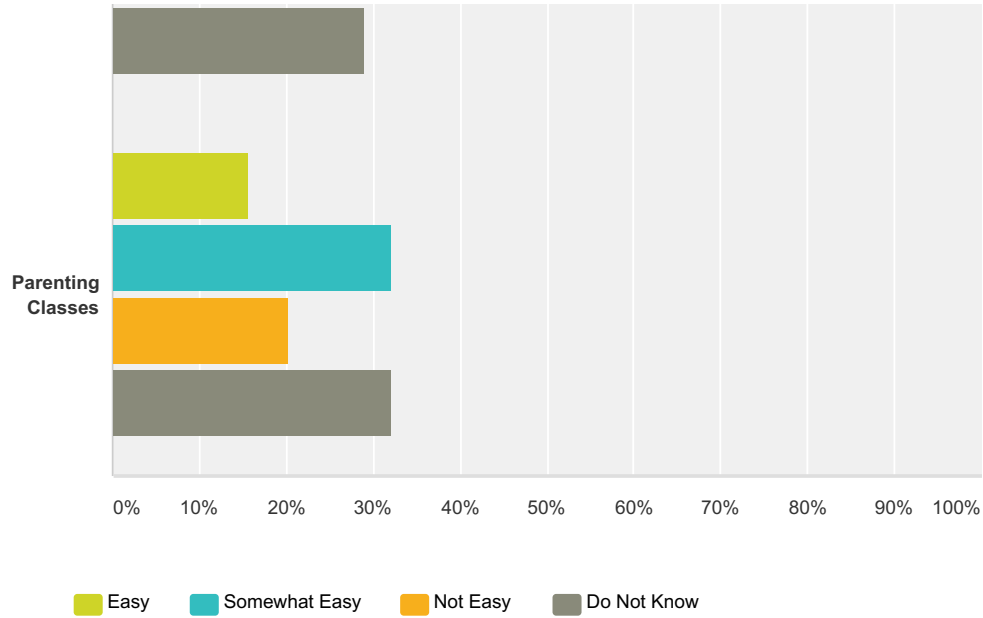
# Children and Family Needs Assessment



# Children and Family Needs Assessment



## Children and Family Needs Assessment



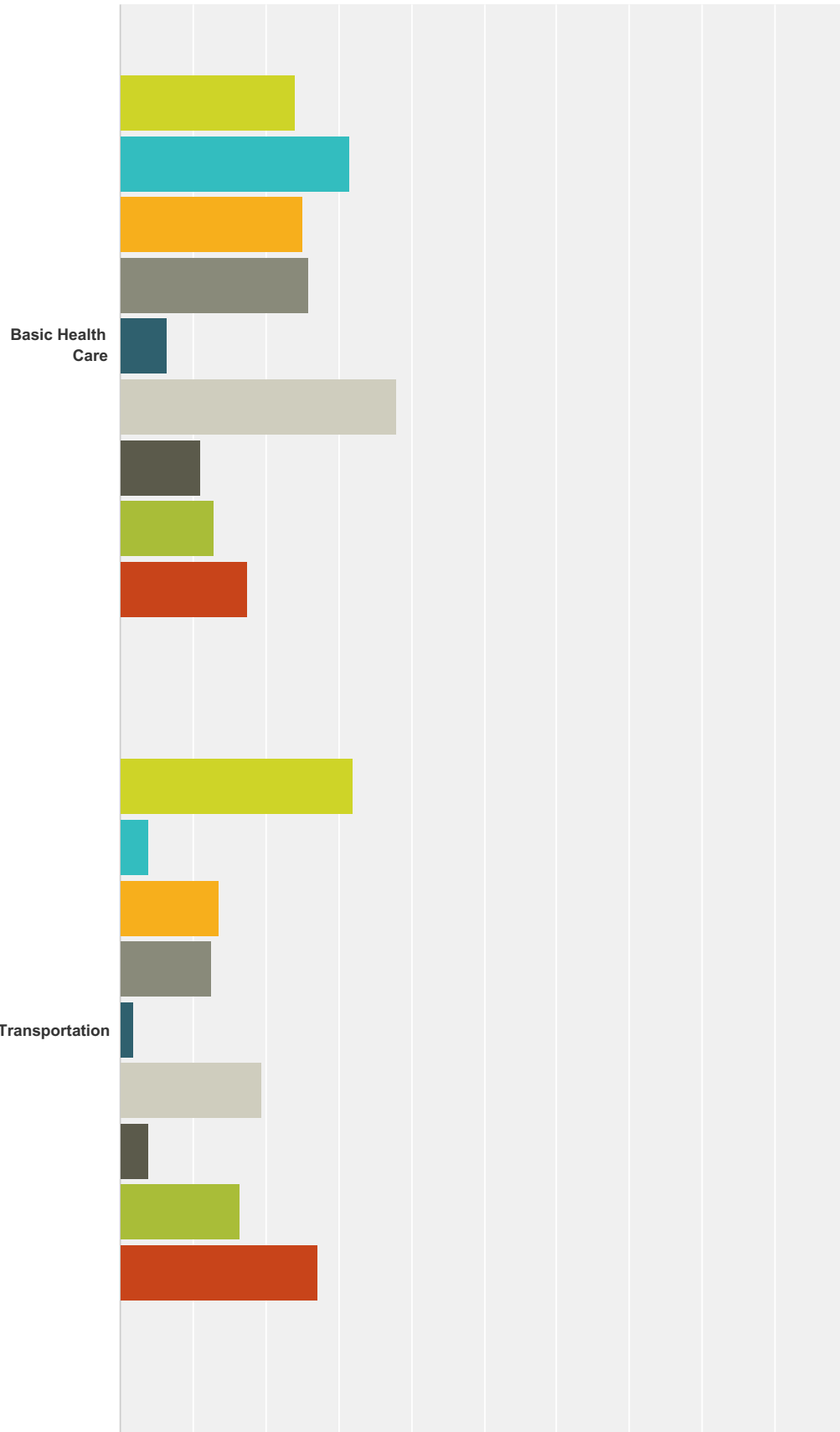
	Easy	Somewhat Easy	Not Easy	Do Not Know	Total
Basic Health Care	21.82% 24	51.82% 57	23.64% 26	2.73% 3	110
Transportation	8.26% 9	34.86% 38	45.87% 50	11.01% 12	109
Substance Abuse Services (Adults)	9.17% 10	29.36% 32	26.61% 29	34.86% 38	109
Substance Abuse Services (Youth)	7.27% 8	28.18% 31	30.00% 33	34.55% 38	110
Mental Health Services (Adults)	12.73% 14	32.73% 36	22.73% 25	31.82% 35	110
Mental Health Services (Youth)	12.73% 14	30.91% 34	25.45% 28	30.91% 34	110
Employment Training (Adults)	8.26% 9	46.79% 51	26.61% 29	18.35% 20	109
Employment Training (Youth)	5.45% 6	38.18% 42	30.91% 34	25.45% 28	110
Educational and Life Skills Training (Youth)	10.91% 12	36.36% 40	24.55% 27	28.18% 31	110
Housing Services	4.55% 5	46.36% 51	24.55% 27	24.55% 27	110
Domestic Violence Support Services	10.09% 11	36.70% 40	19.27% 21	33.94% 37	109
Family Support Services For Children With Disabilities	11.93% 13	29.36% 32	25.69% 28	33.03% 36	109
Services for Women in Crisis	12.73% 14	36.36% 40	21.82% 24	29.09% 32	110
Parenting Classes	15.60% 17	32.11% 35	20.18% 22	32.11% 35	109

**Q5 Please identify any difficulties accessing**

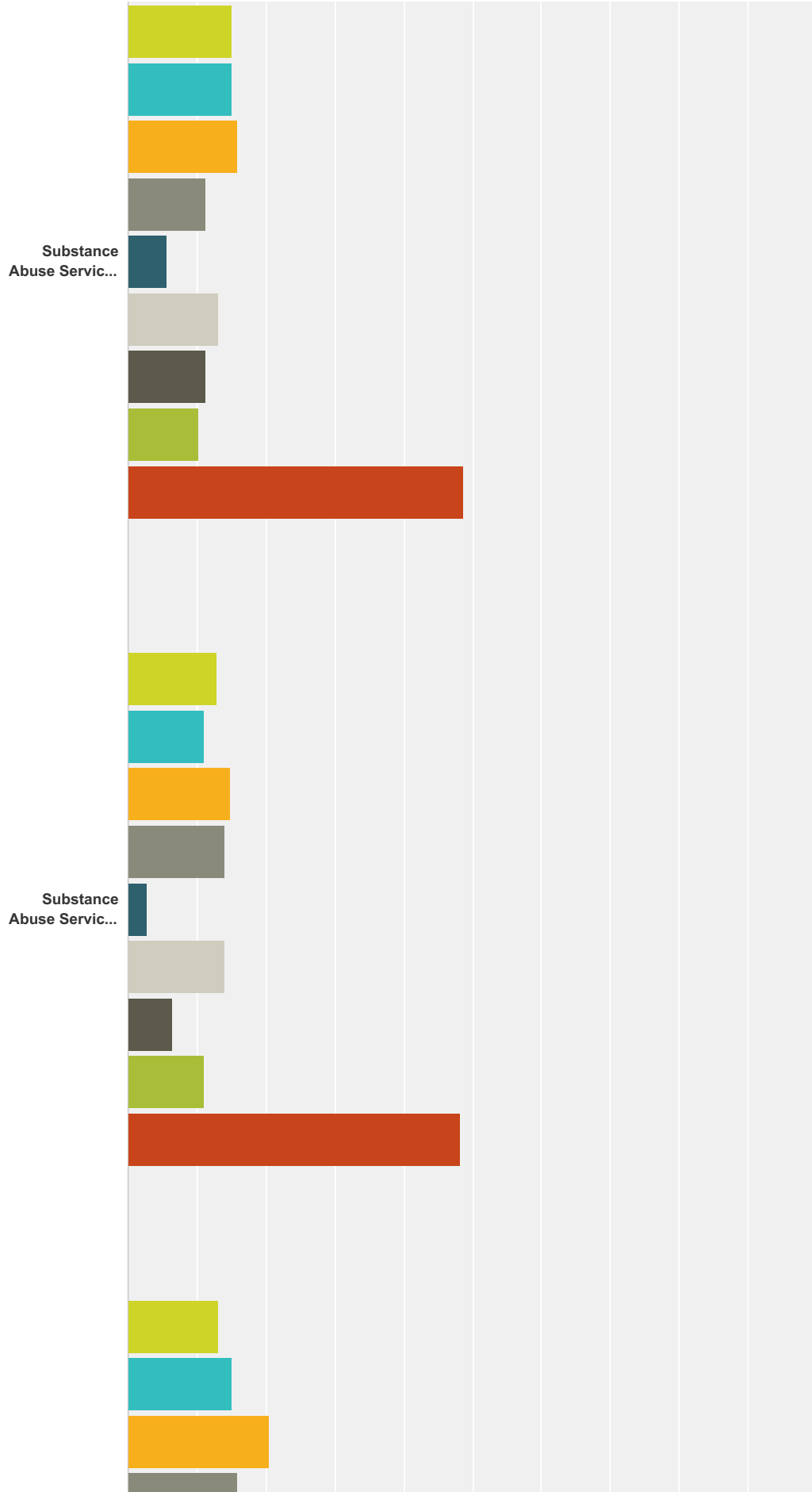
Children and Family Needs Assessment

each service, you may select more than one difficulty for each service:

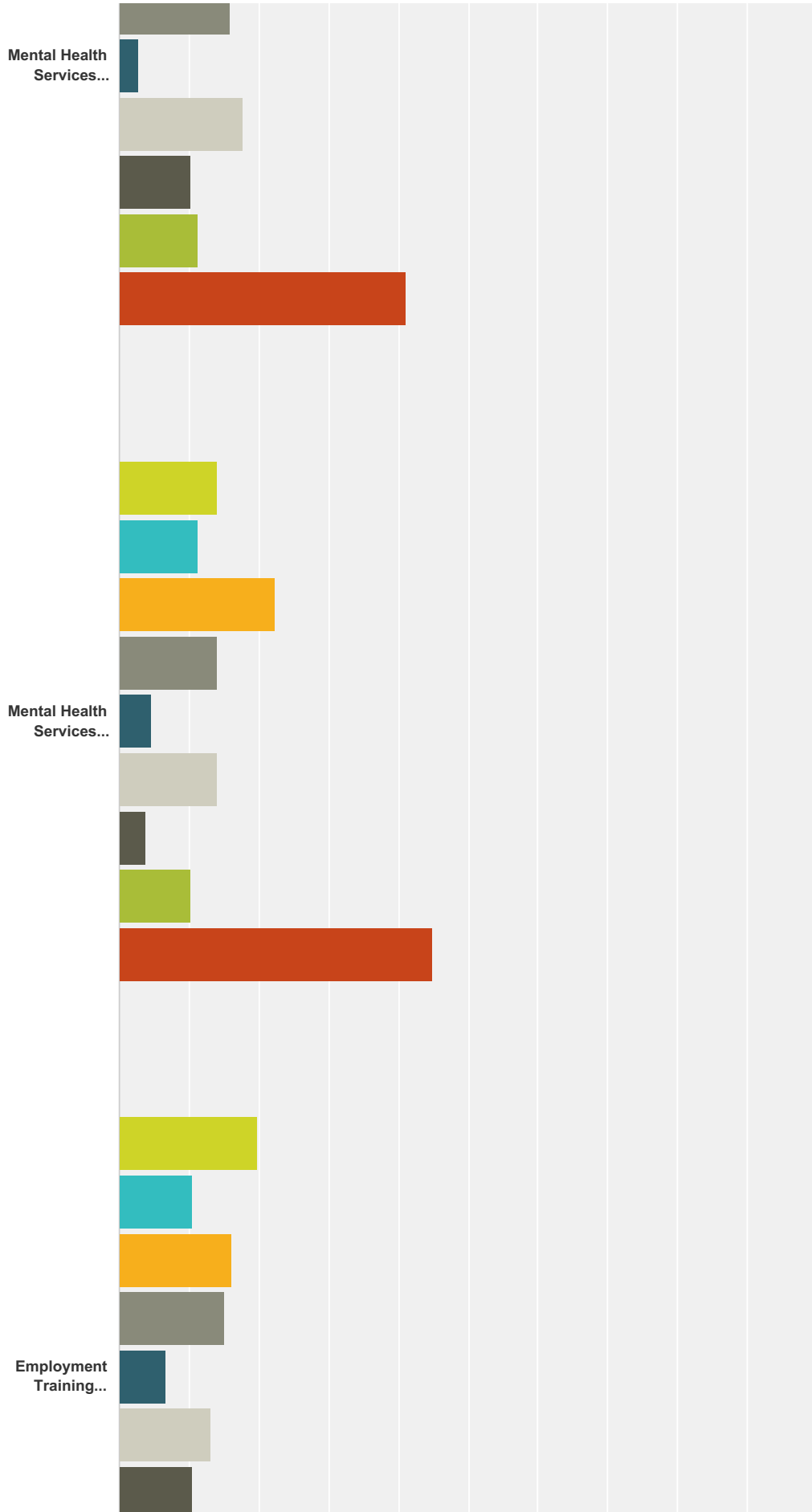
Answered: 110 Skipped: 7



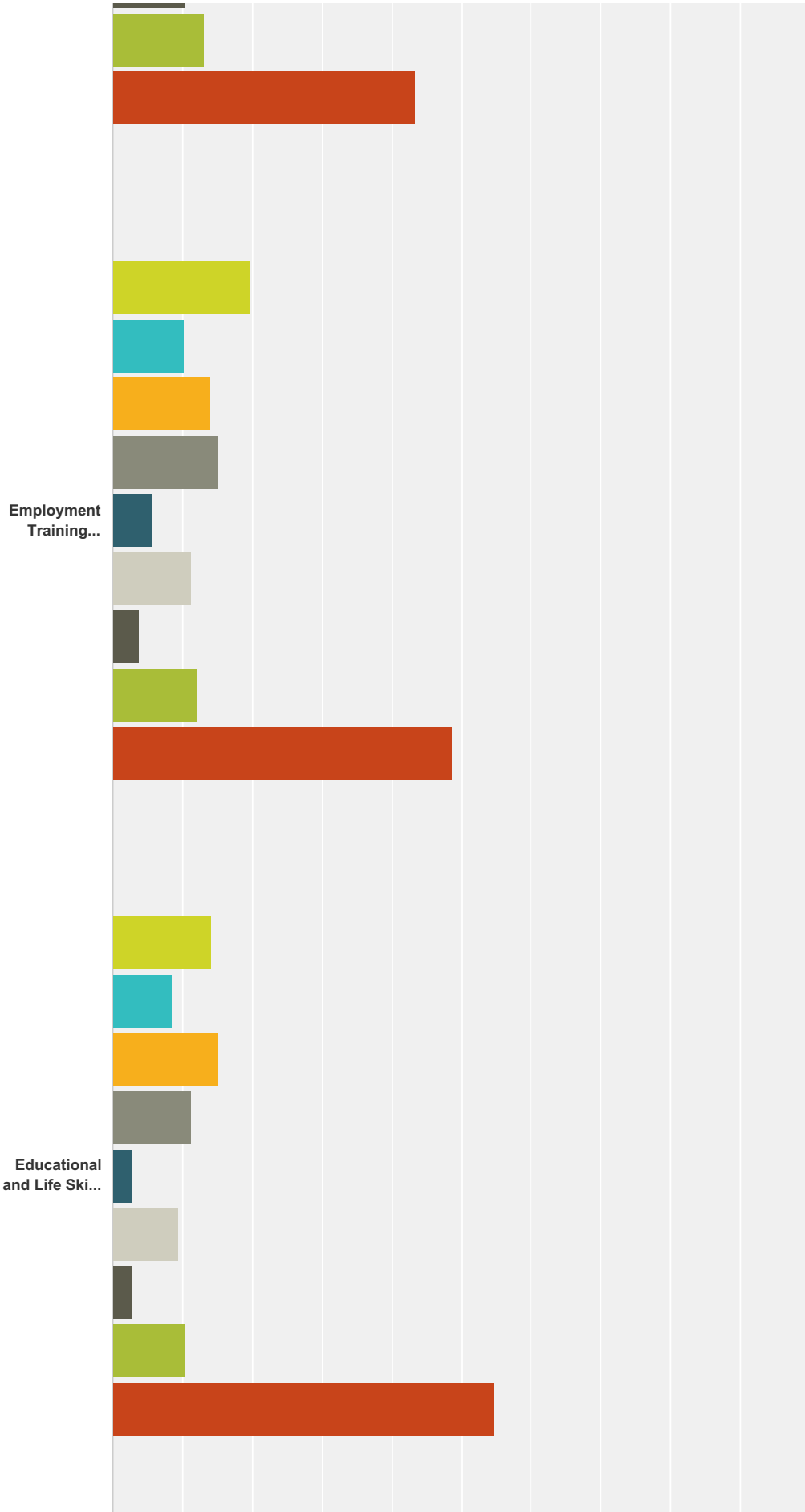
# Children and Family Needs Assessment



# Children and Family Needs Assessment

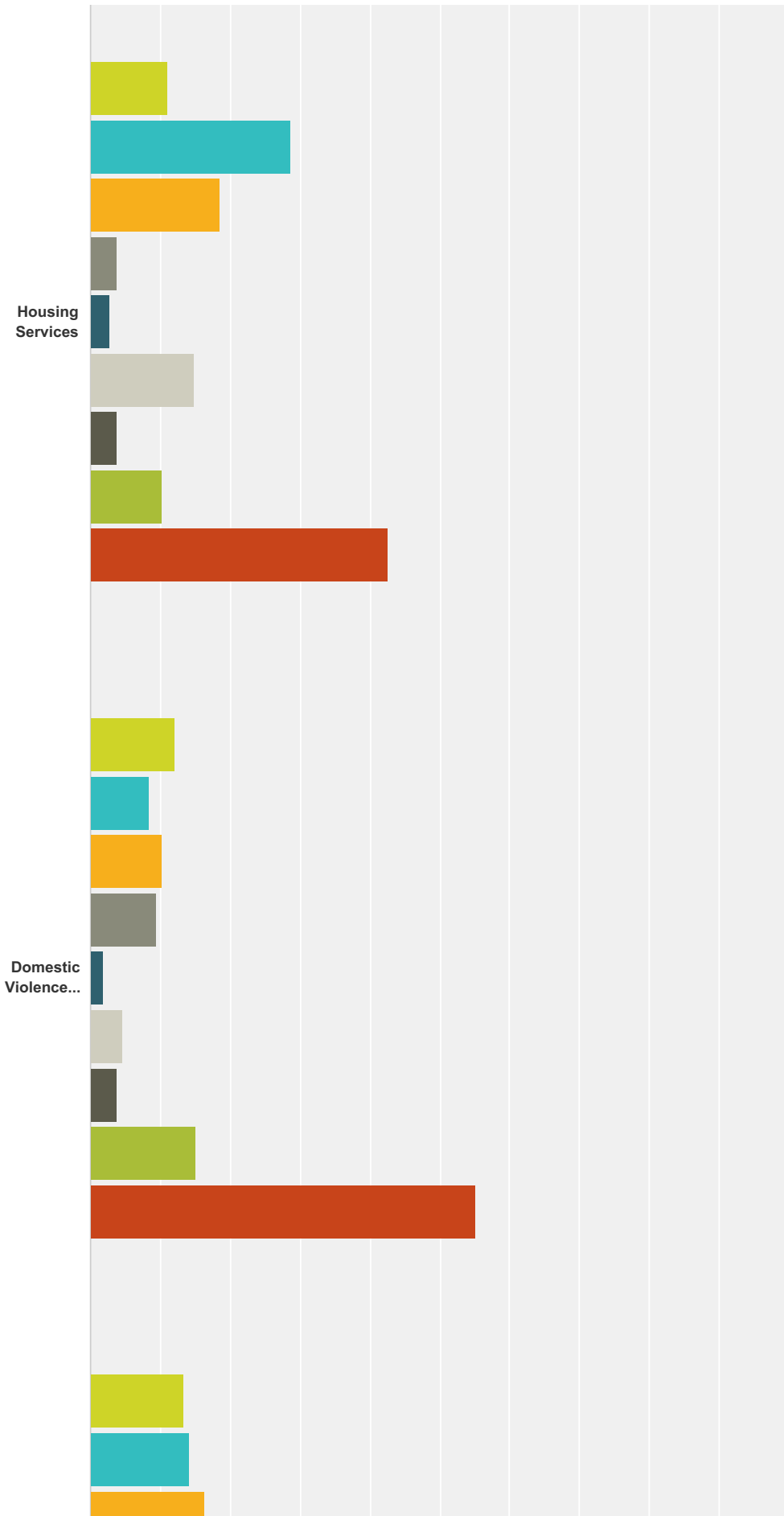


# Children and Family Needs Assessment

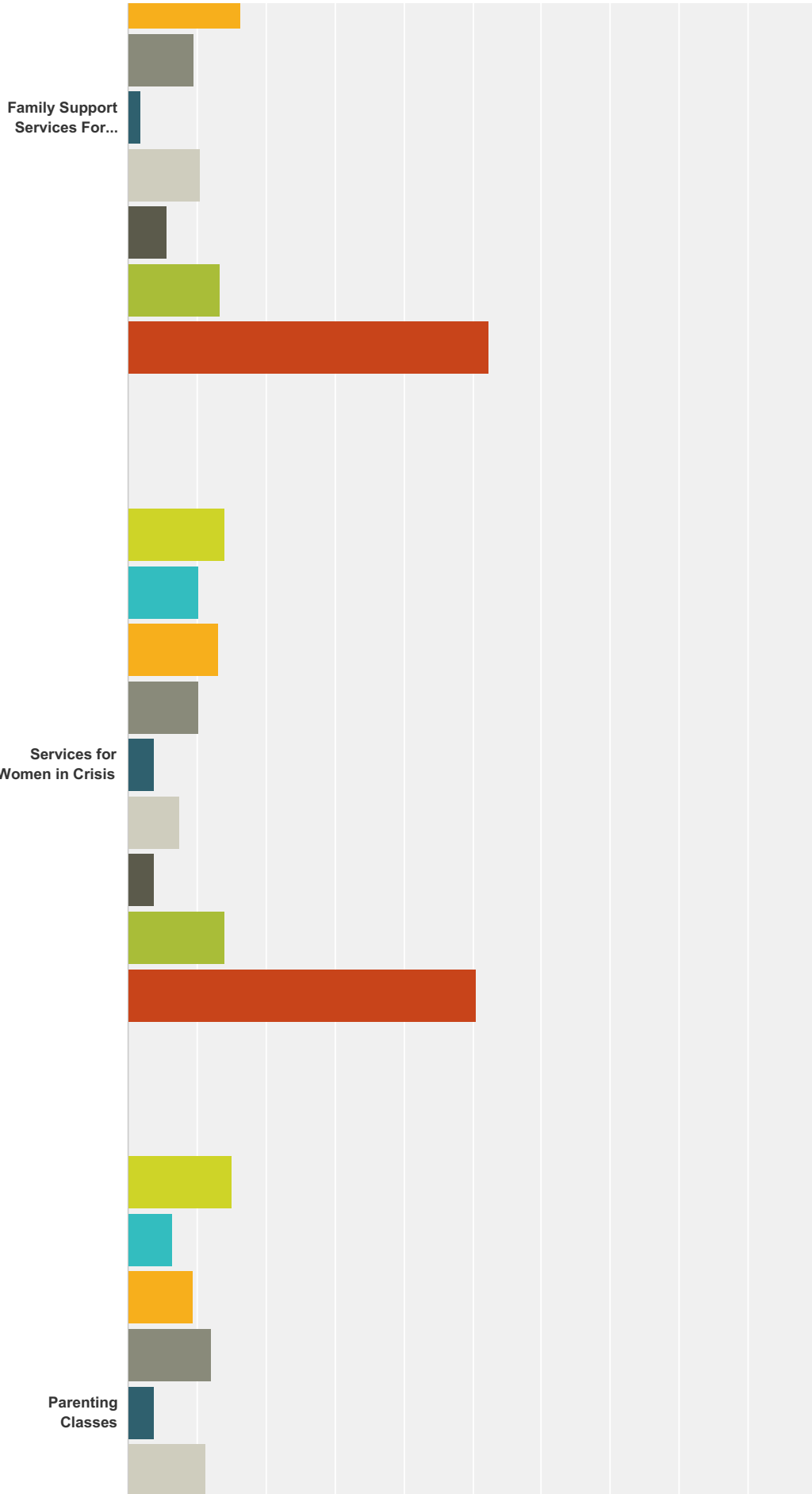




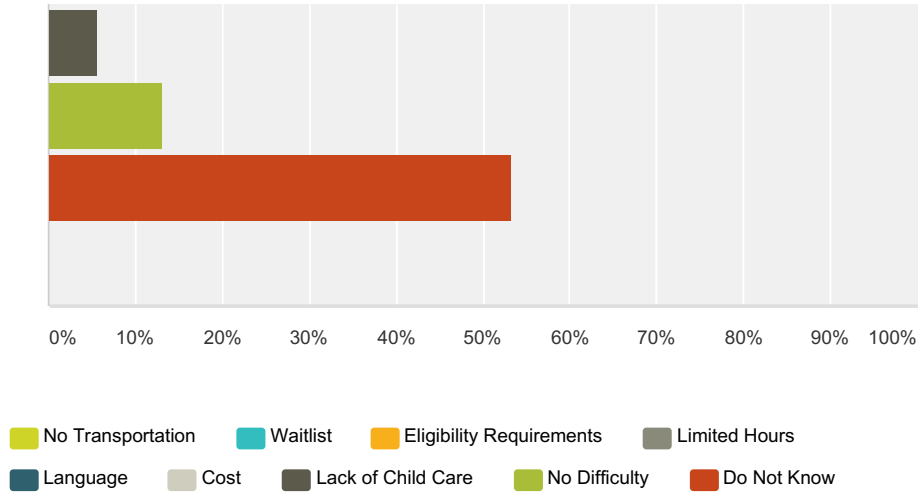
# Children and Family Needs Assessment



# Children and Family Needs Assessment



## Children and Family Needs Assessment



	No Transportation	Waitlist	Eligibility Requirements	Limited Hours	Language	Cost	Lack of Child Care	No Difficulty	Do Not Know	Total Respondents
Basic Health Care	24.07% 26	31.48% 34	25.00% 27	25.93% 28	6.48% 7	37.96% 41	11.11% 12	12.96% 14	17.59% 19	108
Transportation	32.04% 33	3.88% 4	13.59% 14	12.62% 13	1.94% 2	19.42% 20	3.88% 4	16.50% 17	27.18% 28	103
Substance Abuse Services (Adults)	14.95% 16	14.95% 16	15.89% 17	11.21% 12	5.61% 6	13.08% 14	11.21% 12	10.28% 11	48.60% 52	107
Substance Abuse Services (Youth)	12.96% 14	11.11% 12	14.81% 16	13.89% 15	2.78% 3	13.89% 15	6.48% 7	11.11% 12	48.15% 52	108
Mental Health Services (Adults)	13.08% 14	14.95% 16	20.56% 22	15.89% 17	2.80% 3	17.76% 19	10.28% 11	11.21% 12	41.12% 44	107
Mental Health Services (Youth)	14.02% 15	11.21% 12	22.43% 24	14.02% 15	4.67% 5	14.02% 15	3.74% 4	10.28% 11	44.86% 48	107
Employment Training (Adults)	19.81% 21	10.38% 11	16.04% 17	15.09% 16	6.60% 7	13.21% 14	10.38% 11	13.21% 14	43.40% 46	106
Employment Training (Youth)	19.63% 21	10.28% 11	14.02% 15	14.95% 16	5.61% 6	11.21% 12	3.74% 4	12.15% 13	48.60% 52	107
Educational and Life Skills Training (Youth)	14.15% 15	8.49% 9	15.09% 16	11.32% 12	2.83% 3	9.43% 10	2.83% 3	10.38% 11	54.72% 58	106
Housing Services	11.11% 12	28.70% 31	18.52% 20	3.70% 4	2.78% 3	14.81% 16	3.70% 4	10.19% 11	42.59% 46	108
Domestic Violence Support Services	12.15% 13	8.41% 9	10.28% 11	9.35% 10	1.87% 2	4.67% 5	3.74% 4	14.95% 16	55.14% 59	107
Family Support Services For Children With Disabilities	13.33% 14	14.29% 15	16.19% 17	9.52% 10	1.90% 2	10.48% 11	5.71% 6	13.33% 14	52.38% 55	105
Services for Women in Crisis	14.02% 15	10.28% 11	13.08% 14	10.28% 11	3.74% 4	7.48% 8	3.74% 4	14.02% 15	50.47% 54	107
Parenting Classes	14.95% 16	6.54% 7	9.35% 10	12.15% 13	3.74% 4	11.21% 12	5.61% 6	13.08% 14	53.27% 57	107

## Children and Family Needs Assessment

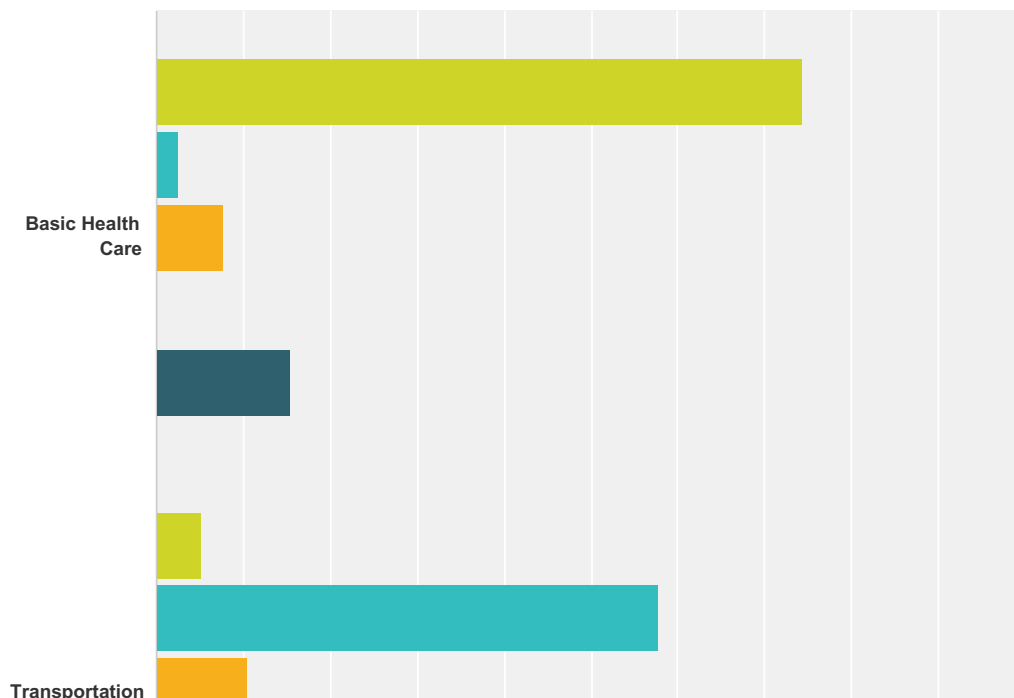
### Q6 Please specify any other difficulties you are aware of to accessing services.

Answered: 15 Skipped: 102

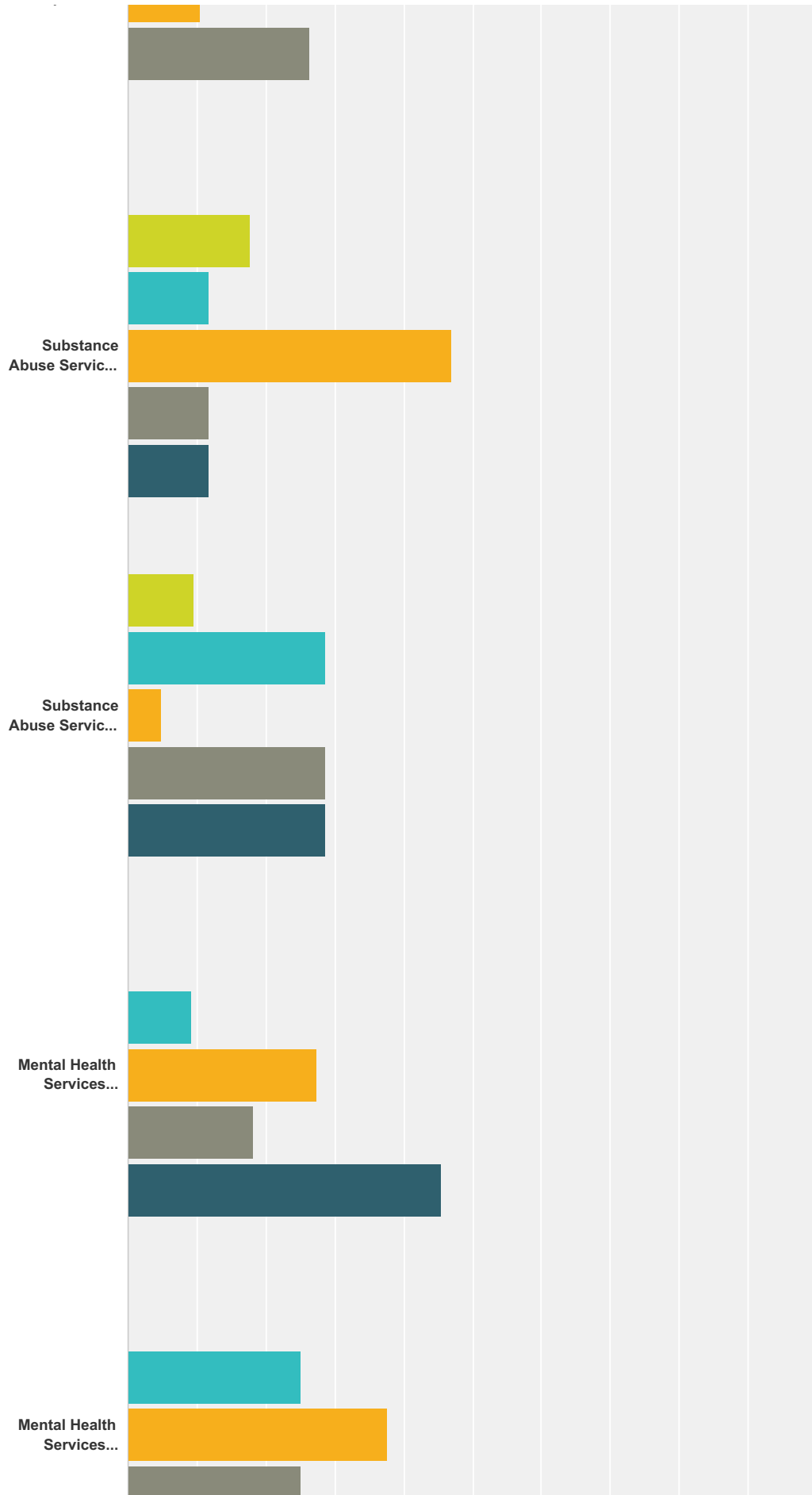
#	Responses	Date
1	n/a	3/16/2016 4:42 PM
2	n/a	3/16/2016 4:38 PM
3	some services do not apply or aren't available at all	3/16/2016 2:52 PM
4	n/a	3/16/2016 2:50 PM
5	lack of medical professionals, lack of qualified medical staff	3/16/2016 1:29 PM
6	food	3/16/2016 1:27 PM
7	services for college students	3/16/2016 12:25 PM
8	we don't have most of the services listed here.	3/16/2016 12:51 AM
9	wanting to better education for college courses.... can't afford it child support, welfare	3/16/2016 12:37 AM
10	Knowing what service are available and where they are offered.	3/14/2016 8:04 PM
11	cultural stigma of seeking help	3/8/2016 11:01 AM
12	Limited awareness in our community of what available services are already offered and the eligibility requirements.	3/8/2016 10:52 AM
13	substance abuse services do not exist in our area	3/2/2016 10:02 AM
14	Lack of personal motivation.	3/1/2016 9:07 AM
15	none	2/28/2016 4:20 PM

### Q7 Please rank the five most important services below: (1=Most Important and 5=Least Important)

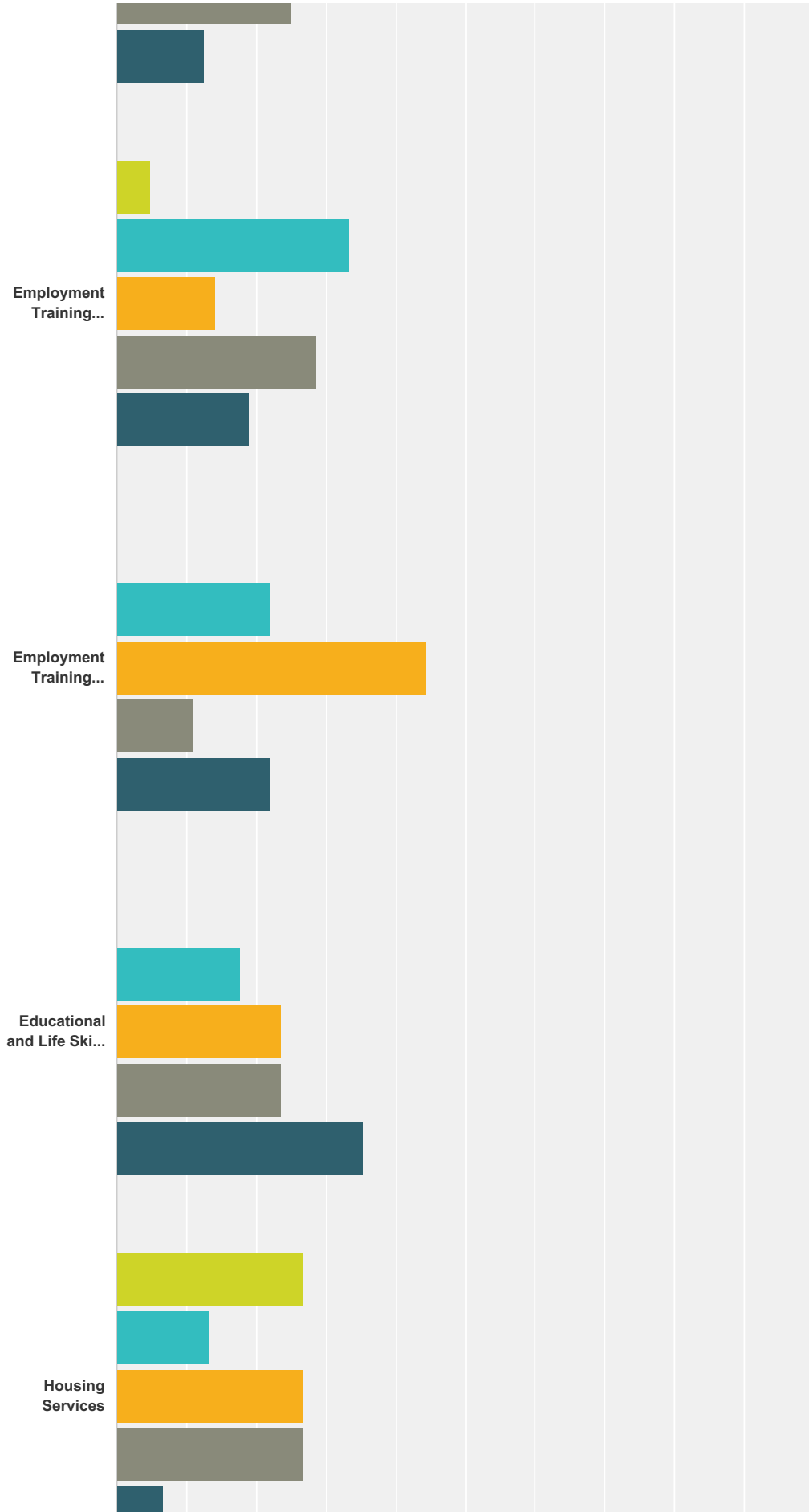
Answered: 47 Skipped: 70



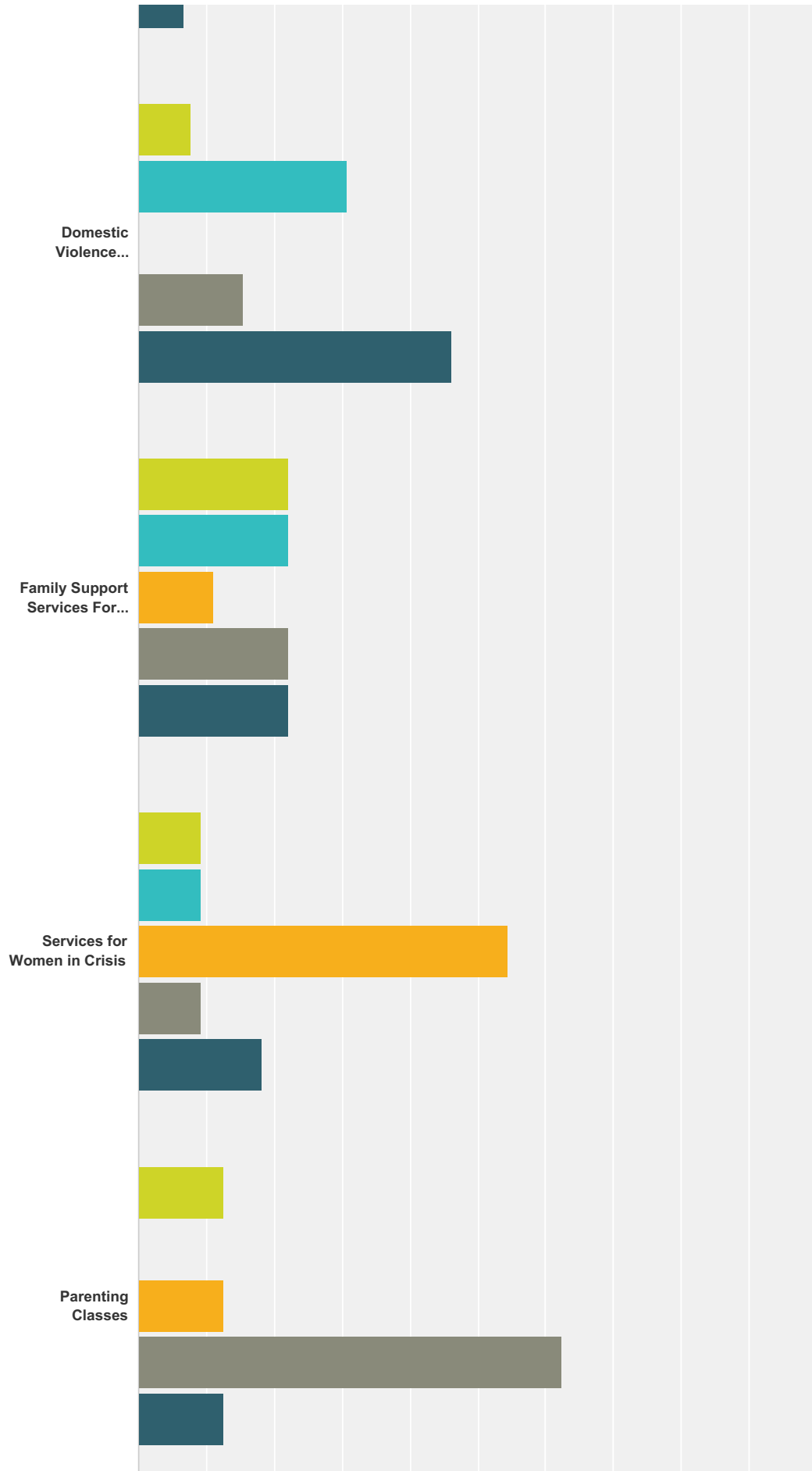
# Children and Family Needs Assessment



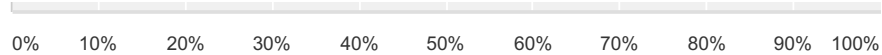
# Children and Family Needs Assessment



# Children and Family Needs Assessment



## Children and Family Needs Assessment



	1	2	3	4	5	Total
Basic Health Care	74.36% 29	2.56% 1	7.69% 3	0.00% 0	15.38% 6	39
Transportation	5.26% 1	57.89% 11	10.53% 2	26.32% 5	0.00% 0	19
Substance Abuse Services (Adults)	17.65% 3	11.76% 2	47.06% 8	11.76% 2	11.76% 2	17
Substance Abuse Services (Youth)	9.52% 2	28.57% 6	4.76% 1	28.57% 6	28.57% 6	21
Mental Health Services (Adults)	0.00% 0	9.09% 1	27.27% 3	18.18% 2	45.45% 5	11
Mental Health Services (Youth)	0.00% 0	25.00% 4	37.50% 6	25.00% 4	12.50% 2	16
Employment Training (Adults)	4.76% 1	33.33% 7	14.29% 3	28.57% 6	19.05% 4	21
Employment Training (Youth)	0.00% 0	22.22% 2	44.44% 4	11.11% 1	22.22% 2	9
Educational and Life Skills Training (Youth)	0.00% 0	17.65% 3	23.53% 4	23.53% 4	35.29% 6	17
Housing Services	26.67% 4	13.33% 2	26.67% 4	26.67% 4	6.67% 1	15
Domestic Violence Support Services	7.69% 1	30.77% 4	0.00% 0	15.38% 2	46.15% 6	13
Family Support Services For Children With Disabilities	22.22% 2	22.22% 2	11.11% 1	22.22% 2	22.22% 2	9
Services for Women in Crisis	9.09% 1	9.09% 1	54.55% 6	9.09% 1	18.18% 2	11
Parenting Classes	12.50% 1	0.00% 0	12.50% 1	62.50% 5	12.50% 1	8

### Q8 Please identify any other services that you feel are needed.

Answered: 13 Skipped: 104

#	Responses	Date
1	n/a	3/16/2016 4:42 PM
2	n/a	3/16/2016 4:38 PM
3	a service to help people stay motivated	3/16/2016 2:53 PM
4	libraries	3/16/2016 1:30 PM
5	basketball, gym for the community	3/16/2016 1:27 PM

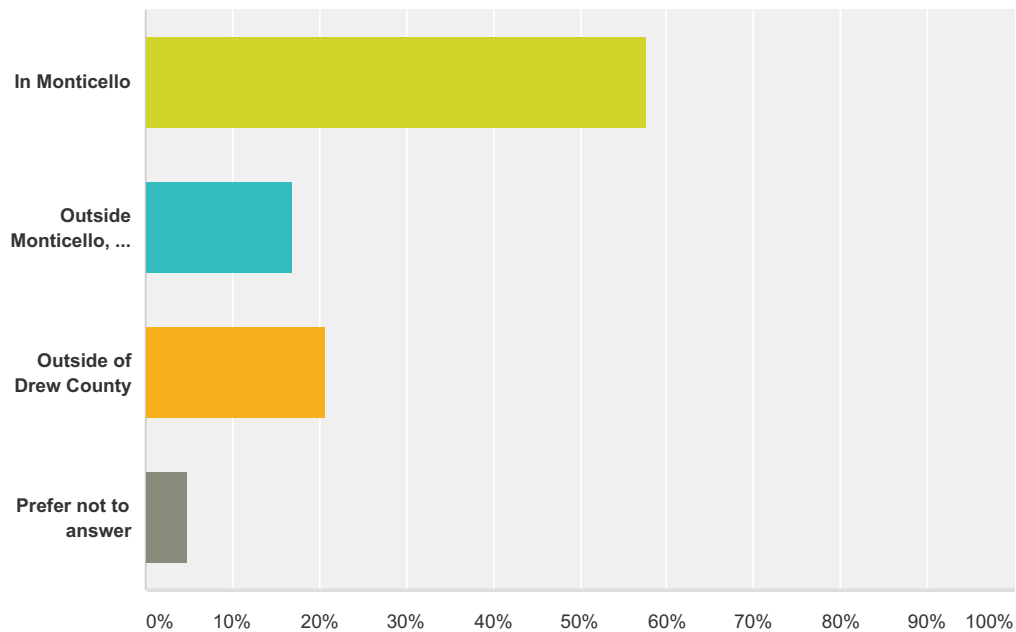


## Children and Family Needs Assessment

6	housing, women in crisis, mental health	3/16/2016 12:35 PM
7	help for college students	3/16/2016 12:26 PM
8	psychiatrists, free counseling, life coaches	3/16/2016 12:51 AM
9	I feel they are all needed. Hard to rank	3/11/2016 11:50 AM
10	Some type of youth services that will keep them off the street.	3/9/2016 10:01 AM
11	Encouragement and assistance with navigating educational opportunities; Mentoring in academic and employment pathways	3/8/2016 11:03 AM
12	More after-school care options, nutritional counseling, English language education, exercise opportunities, healthy/affordable eating options	3/8/2016 10:54 AM
13	an adult acute care facility and a residential facility in or around the Drew County area to deal with psychotic episodes or similar symptoms. More specialists traveling to Drew County to tend to the sick. More psychiatrists for the lower Southern Arkansas regions. Adult facilities for those who are severely mentally ill and cannot live on their own.	2/28/2016 4:29 PM

### Q9 Where do you live?

Answered: 106 Skipped: 11

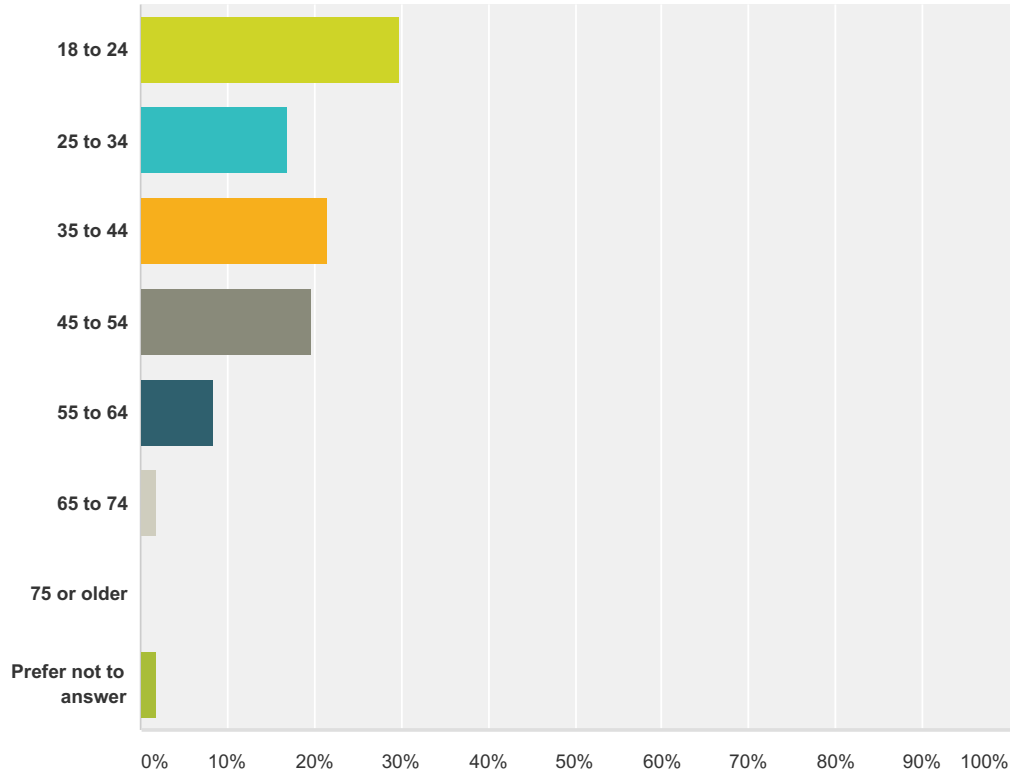


Answer Choices	Responses
In Monticello	57.55% 61
Outside Monticello, but inside Drew County	16.98% 18
Outside of Drew County	20.75% 22
Prefer not to answer	4.72% 5
<b>Total</b>	<b>106</b>

### Q10 What is your age?

Answered: 107 Skipped: 10

## Children and Family Needs Assessment

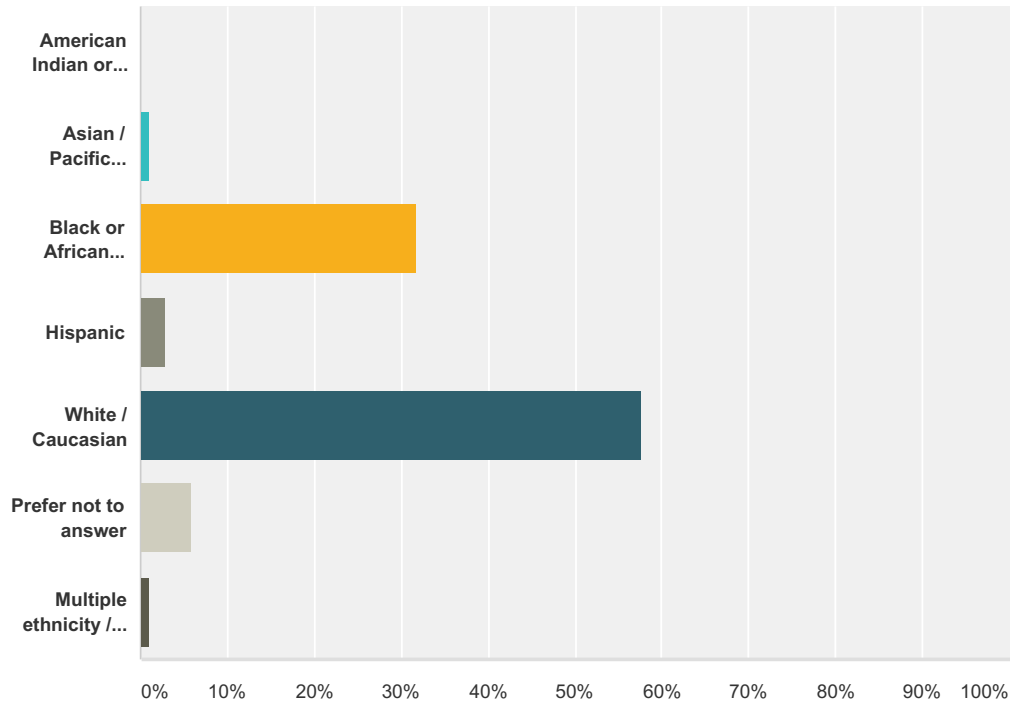


Answer Choices	Responses	
18 to 24	29.91%	32
25 to 34	16.82%	18
35 to 44	21.50%	23
45 to 54	19.63%	21
55 to 64	8.41%	9
65 to 74	1.87%	2
75 or older	0.00%	0
Prefer not to answer	1.87%	2
<b>Total</b>		<b>107</b>

### Q11 Which race best describes you?

Answered: 104 Skipped: 13

## Children and Family Needs Assessment



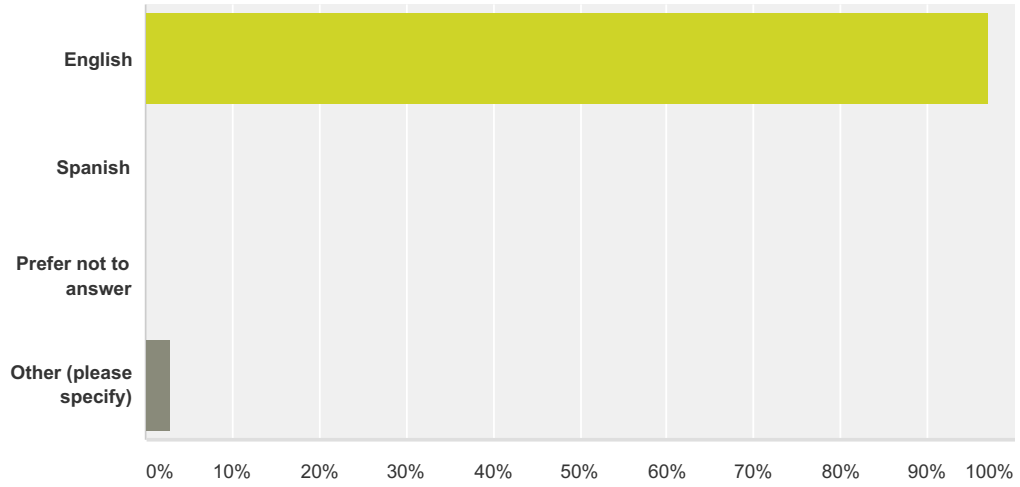
Answer Choices	Responses
American Indian or Alaskan Native	0.00% 0
Asian / Pacific Islander	0.96% 1
Black or African American	31.73% 33
Hispanic	2.88% 3
White / Caucasian	57.69% 60
Prefer not to answer	5.77% 6
Multiple ethnicity / Other (please specify)	0.96% 1
<b>Total</b>	<b>104</b>

#	Multiple ethnicity / Other (please specify)	Date
1	caucasian/african american	3/15/2016 11:59 PM

### Q12 Please identify what your primary language is.

Answered: 101 Skipped: 16

## Children and Family Needs Assessment



Answer Choices	Responses	Count
English	97.03%	98
Spanish	0.00%	0
Prefer not to answer	0.00%	0
Other (please specify)	2.97%	3
<b>Total</b>		<b>101</b>

#	Other (please specify)	Date
1	english and spanish	3/16/2016 2:50 PM
2	english and spanish	3/16/2016 1:28 PM
3	English and sign	3/16/2016 12:18 AM

### Q13 Is there anything else we haven't discussed that you believe is important?

Answered: 19 Skipped: 98

#	Responses	Date
1	n/a	3/16/2016 4:42 PM
2	n/a	3/16/2016 4:38 PM
3	education in schools	3/16/2016 4:35 PM
4	jobs	3/16/2016 4:31 PM
5	lack of motivation in people, to be better	3/16/2016 2:53 PM
6	need more doctors	3/16/2016 2:45 PM
7	we find a way to stay together and have fun	3/16/2016 1:28 PM
8	no	3/16/2016 1:12 PM
9	child welfare	3/16/2016 12:49 PM
10	child welfare and abused animals	3/16/2016 12:47 PM

## Children and Family Needs Assessment

11	why working class family are always turn down for assistance because of their pay rank falls in between "not making enough (and or) over the limits!!!	3/16/2016 12:38 AM
12	nope. you cover a lot of important subjects	3/16/2016 12:35 AM
13	sexual assault support services	3/15/2016 11:59 PM
14	no	3/15/2016 11:55 PM
15	no	3/13/2016 8:35 PM
16	no	3/13/2016 8:23 PM
17	No	3/9/2016 10:01 AM
18	need for higher education support	3/8/2016 11:16 AM
19	Please raise awareness that adults with severe mental illness have no facility to reside in South Arkansas and the only two facilities in Arkansas is the Arkansas state Hospital and Birchtree. It is sad to see the mentally ill being arrested because there is no place to send them or they are homeless with no family support.	2/28/2016 4:33 PM